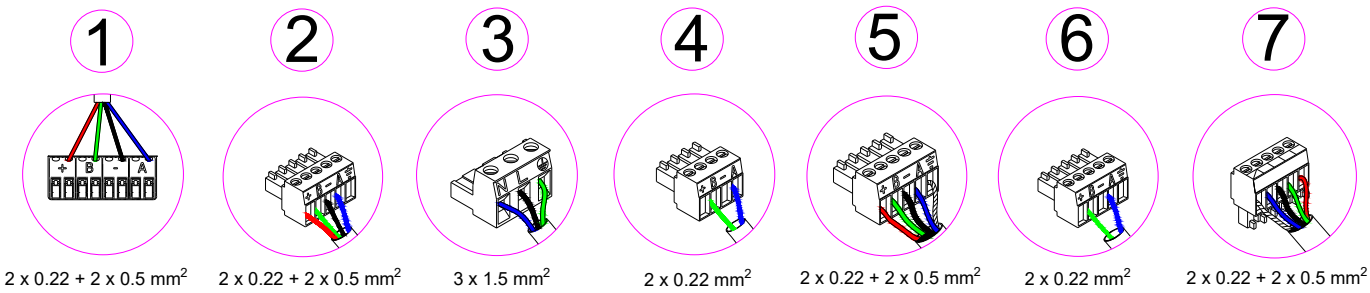
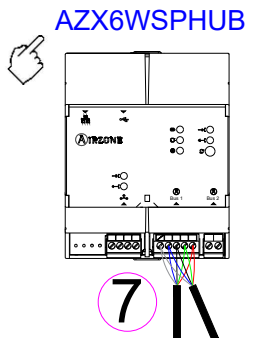

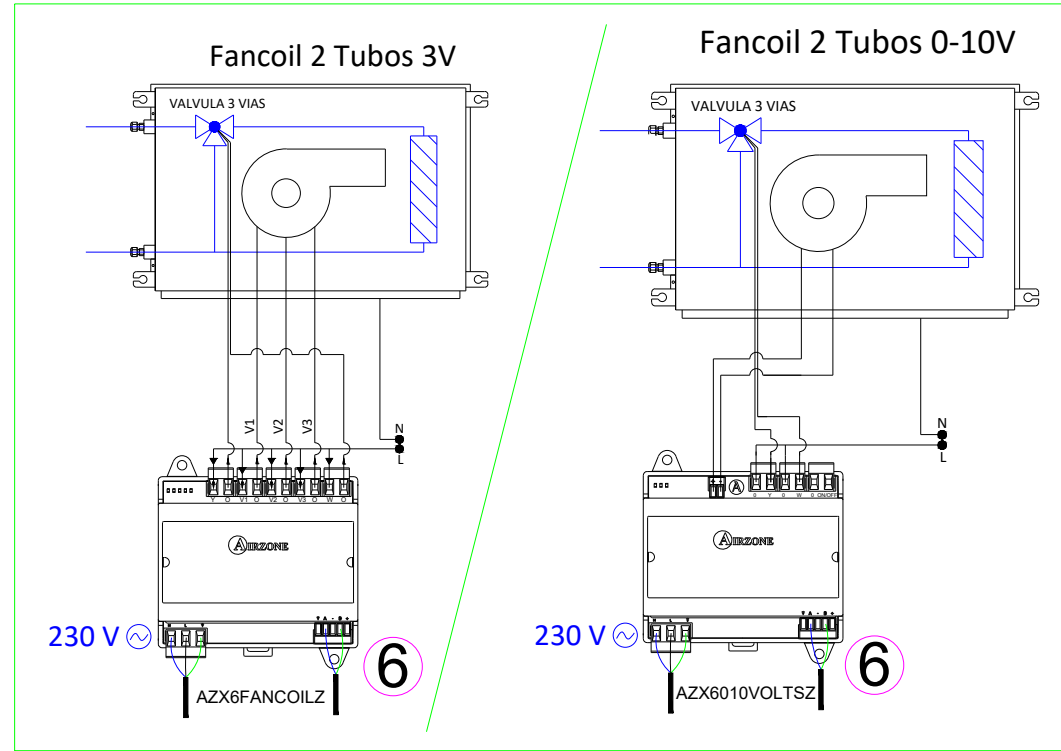
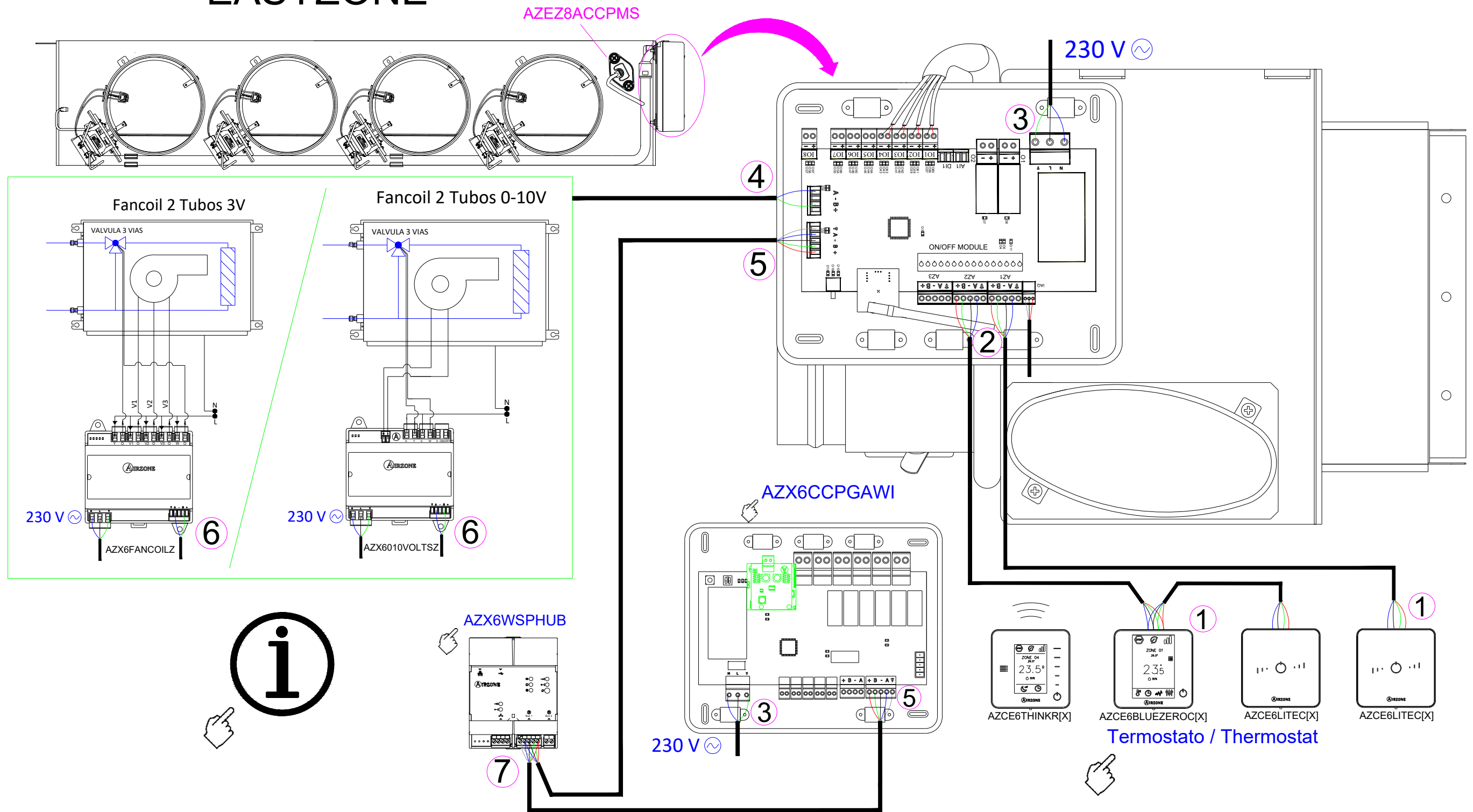


# EASYZONE



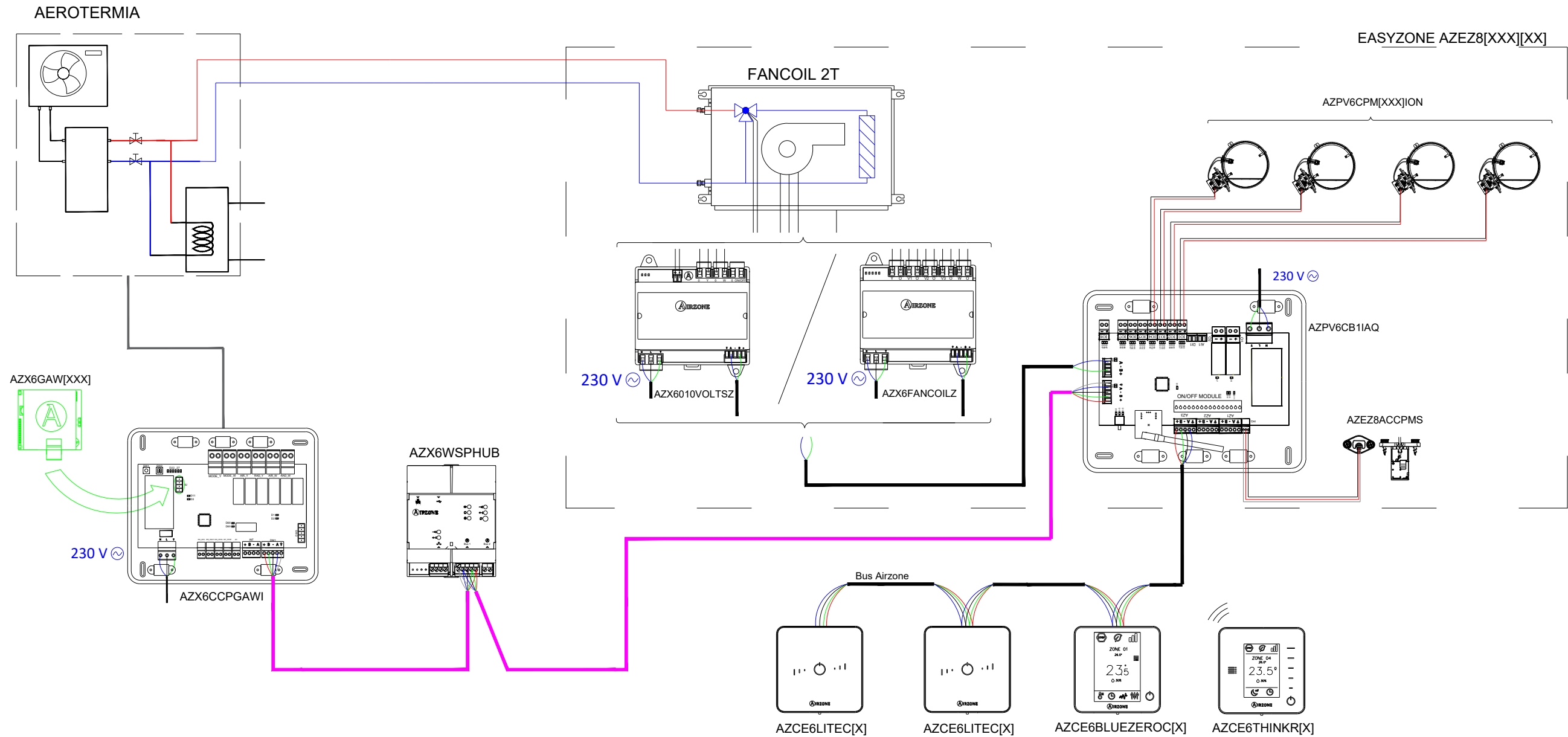
A Azul | Blue | Azul | Bleu | Blu  
 = Negro | Black | Negro | Noir | Nero  
 B Verde | Green | Verde | Vert | Verde  
 + Rojo | Red | Vermelho | Rouge | Rosso

N Neutro | Neutral | Neutro | Neutre | Neutro  
 L Fase | Phase | Fase | Phase | Fase  
 ⏚ Tierra | Ground | Terra | Terre | Terra



# EQUIPO DE AEROTERMIA CON FANCOIL ZONIFICADO PARA CONDUCTO FLEXIBLE HASTA 8 ZONAS

ES



AZE8[XXX][XX][XX] [Gama][Talla][No. de puertas]	CENTRAL DE SISTEMA AIRZONE EASYZONE - 8 ZONAS
	SENSOR DE PARTÍCULAS AIRZONE
	COMPUERTA MOTORIZADA CON IONIZADOR [MEDIDAS] AIRZONE
	PASARELA DE COMUNICACIONES AIRZONE [FABRICANTE]
AZCE6BLUEZEROC[X]	TERMOSTATO BLUEFACE ZERO [COLOR] AIRZONE
AZCE6THINK[R][X]	TERMOSTATO [RADIO] THINK [COLOR] AIRZONE
AZCE6LITE[C/R][X]	TERMOSTATO [CABLE/RADIO] LITE [COLOR] AIRZONE
AZX6WSPHUB	WEBSERVER HUB AIRZONE CLOUD DUAL
AZX6010VOLTSZ	PASARELA DE CONTROL AIRZONE-FANCOIL 0-10V
AZX6FANCOILZ	PASARELA DE CONTROL AIRZONE-FANCOIL 3 VELOCIDADES
AZX6CCPGAWI	CENTRAL DE CONTROL DE PRODUCCIÓN HIDRÓNICA AIRZONE
AZX6GAW[XXX]	PASARELA DE AEROTERMIA AIRZONE [FABRICANTE]



PLANO ESQUEMA DE INSTALACIÓN

PLANO  
2/2

REALIZADOR : DEPARTAMENTO DE PROYECTOS ALTRA CORPORACIÓN

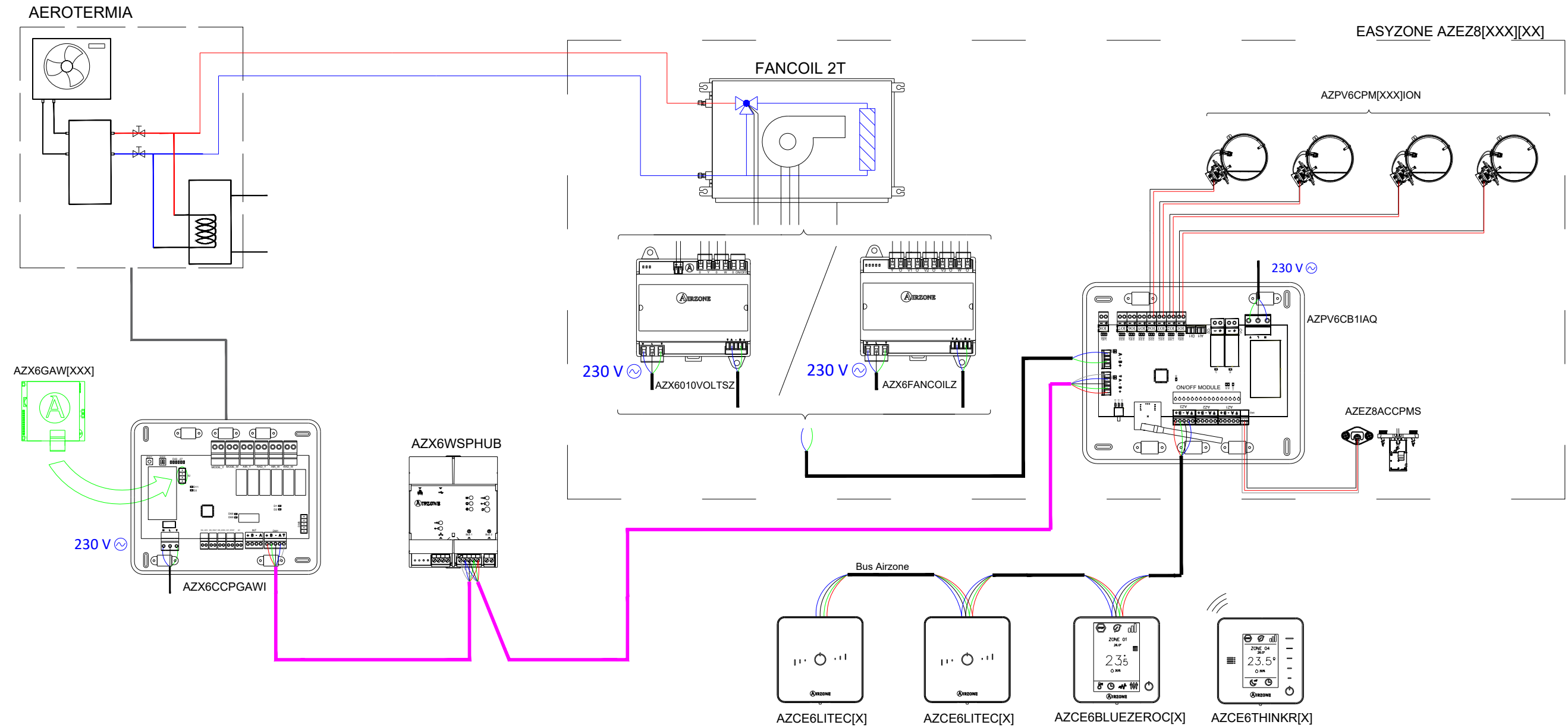
FECHA : 2021

TÍTULO : EQUIPO DE AEROTERMIA CON FANCOIL ZONIFICADO PARA CONDUCTO FLEXIBLE HASTA 8 ZONAS

CONTACTO: gabinete.tecnico@airzone.es Teléfono: 900 400 445 www.airzonecontrol.com

UNIDADE DE AEROTERMIA COM FANCOIL DE CONDUTAS ZONIFICADA PARA CONDUTA FLEXIVEL ATE 8 ZONAS

PT



AZEZ8[XXX][XX][XX] [Gama][Tamanho][No. de registos]	CENTRAL DO SISTEMA AIRZONE EASYZONE - 8 ZONAS
	SENSOR DE PARTÍCULAS AIRZONE
	REGISTO MOTORIZADO COM IONIZADOR [MEDIDAS] AIRZONE
	GATEWAY DE COMUNICAÇÕES AIRZONE [MARCA]
AZCE6BLUEZEROC[X]	TERMOSTATO BLUEFACE ZERO [COR] AIRZONE
AZCE6THINK[R][X]	TERMOSTATO [RADIO] THINK [COR] AIRZONE
AZCE6LITE[C/R][X]	TERMOSTATO [CABO/RADIO] LITE [COR] AIRZONE
AZX6WSPHUB	WEBSERVER HUB AIRZONE CLOUD DUAL
AZX6010VOLTSZ	GATEWAY DE CONTROLO AIRZONE-FANCOIL 0-10V
AZX6FANCOILZ	GATEWAY DE CONTROLO AIRZONE-FANCOIL 3 VELOCIDADES
AZX6CCPGAWI	CENTRAL DE CONTROLO DE PRODUÇÃO DE AEROTERMIA AIRZONE
AZX6GAW[XXX]	GATEWAY DE AEROTERMIA AIRZONE [MARCA]



PLANO ESQUEMA DE INSTALAÇÃO

PLANO 2/2

AUTOR : DEPARTAMENTO DE PROJETOS ALTRA CORPORACIÓN

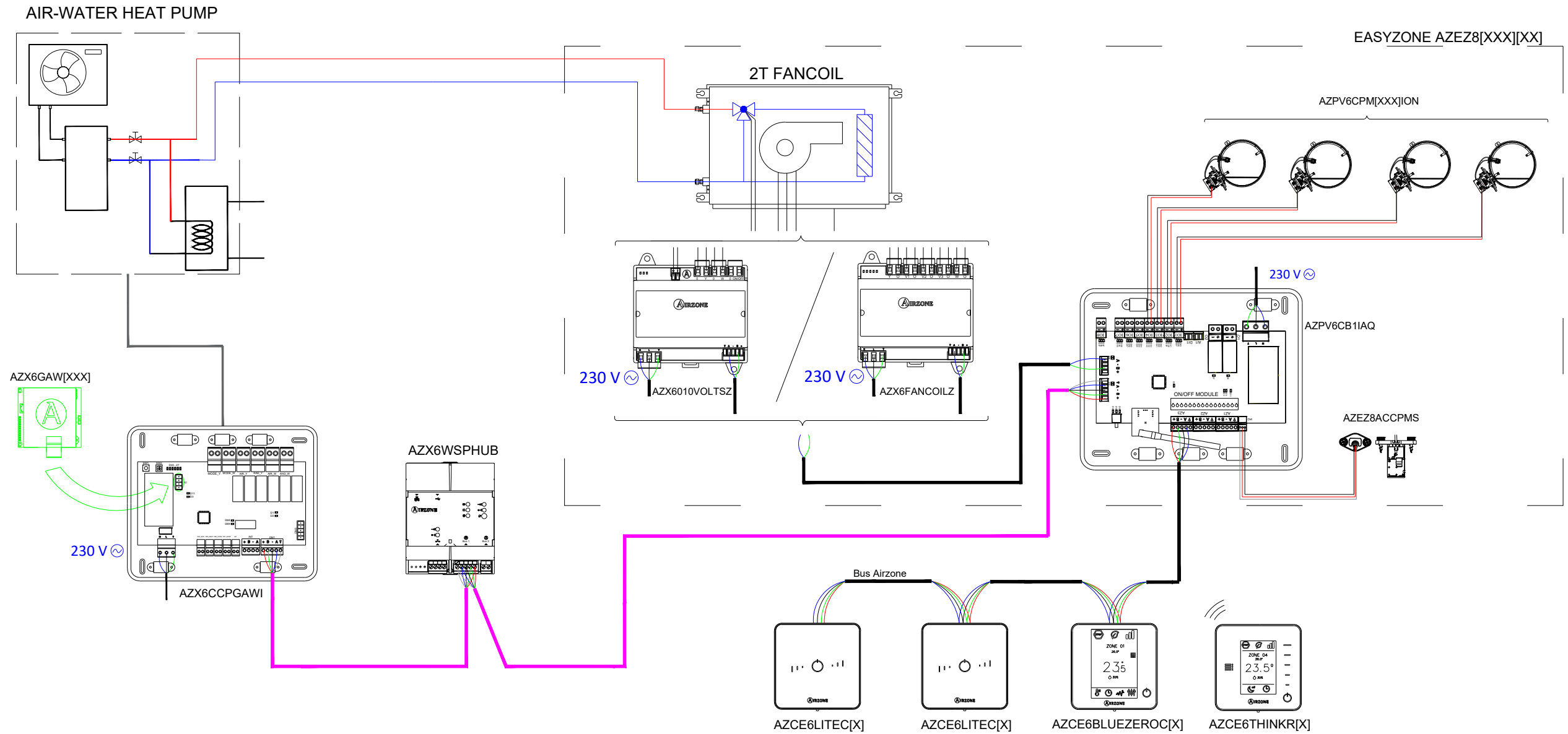
DATA : 2021

TÍTULO : UNIDADE DE AEROTERMIA COM FANCOIL DE CONDUTAS ZONIFICADA PARA CONDUTA FLEXIVEL ATE 8 ZONAS

CONTATO: info@airzone.pt Telefone: 800 500 858 www.airzone.pt

# AIR-WATER HEAT PUMP WITH ZONED INVERTER FAN COIL-UP TO 8 ZONES

EN



AZE8[XXX][XX][XX] [Range][Size][Number of dumper]	AIRZONE EASYZONE MAIN CONTROL BOARD - 8 ZONES
	AIRZONE PARTICLE SENSOR
	AIRZONE MOTORIZED DUCT DUMPER [SIZE]
	AIRZONE [MANUFACTURER] COMMUNICATION GATEWAY
AZCE6BLUEZEROC[X]	AIRZONE BLUEFACE ZERO [COLOUR] THERMOSTAT
AZCE6THINK[R][X]	AIRZONE THINK [WIRELESS] THERMOSTAT
AZCE6LITE[C/R][X]	AIRZONE LITE [WIRED/WIRELESS] THERMOSTAT
AZ6WSPHUB	AIRZONE WEBSERVER HUB CLOUD DUAL
AZ6010VOLTSZ	AIRZONE 0-10V FANCOIL CONTROL GATEWAY
AZ6FANCOILZ	AIRZONE CONTROL GATEWAY-3 SPEEDS FANCOIL
AZ6CCPGAWI	AIRZONE HYDRONIC PRODUCTION CONTROL BOARD
AZ6GAW[XXX]	AIRZONE [MANUFACTURER] AIR TO WATER GATEWAY



PLAN WIRING DIAGRAM

PLAN 2/2

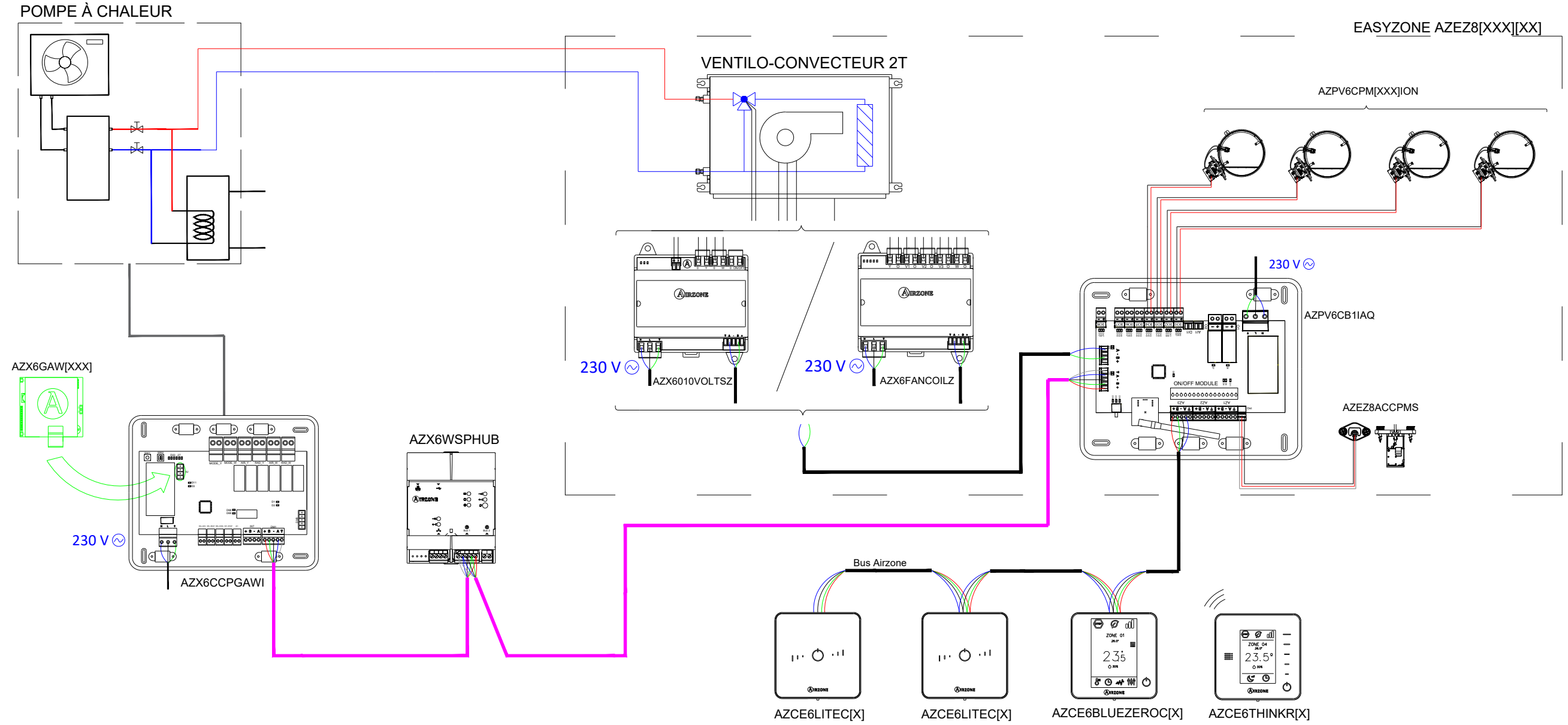
DEVELOPER: PROJECT DEPARTMENT AIRZONE

DATE: 2021

FILE: AIR-WATER HEAT PUMP WITH ZONED INVERTER FAN COIL-UP TO 8 ZONES

CONTACT: projects@airzonecontrol.com Phone: 900 400 445 www.airzonecontrol.com

VENTILO-CONVECTEUR AVEC PLENUM MOTORISÉ (EASYZONE)



AZE8[XXX][XX][XX] [Gamme][Taille][Nb. de registres motorisés]	PLATINE CENTRALE AIRZONE INNOBUS PRO 8 - 8 ZONES
	SONDE MESURE DE PARTICULES AIRZONE
	REGISTRE MOTORISÉ CIRCULAIRE AVEC IONISEUR [Ø] AIRZONE
	PASSERELLE DE COMMUNICATION AIRZONE [MARQUE]
AZCE6BLUEZEROC[X]	THERMOSTAT BLUEFACE ZERO FILAIRE [COULEUR] AIRZONE
AZCE6THINK[R][X]	THERMOSTAT THINK [RADIO] [COULEUR] AIRZONE
AZCE6LITE[C/R][X]	THERMOSTAT LITE [FILAIRE/RADIO] [COULEUR] AIRZONE
AZX6WSPHUB	WEBSERVER HUB AIRZONE CLOUD DUAL
AZX6010VOLTSZ	PASSERELLE DE CONTRÔLE AIRZONE VENTILO-CONVECTEUR 0-10 V
AZX6FANCOILZ	PASSERELLE DE CONTRÔLE AIRZONE VENTILO-CONVECTEUR 3 VITESSES
AZX6CCPGAWI	CENTRALE DE CONTRÔLE DE PRODUCTION HYDRAULIQUE AIRZONE
AZX6GAW[XXX]	PASSERELE PAC AIR-EAU [MARQUE]



PLAN SCHEMA D'INSTALLATION

PLAN 2/2

DESSINATEUR : DÉPARTEMENT PROJETS AIRZONE

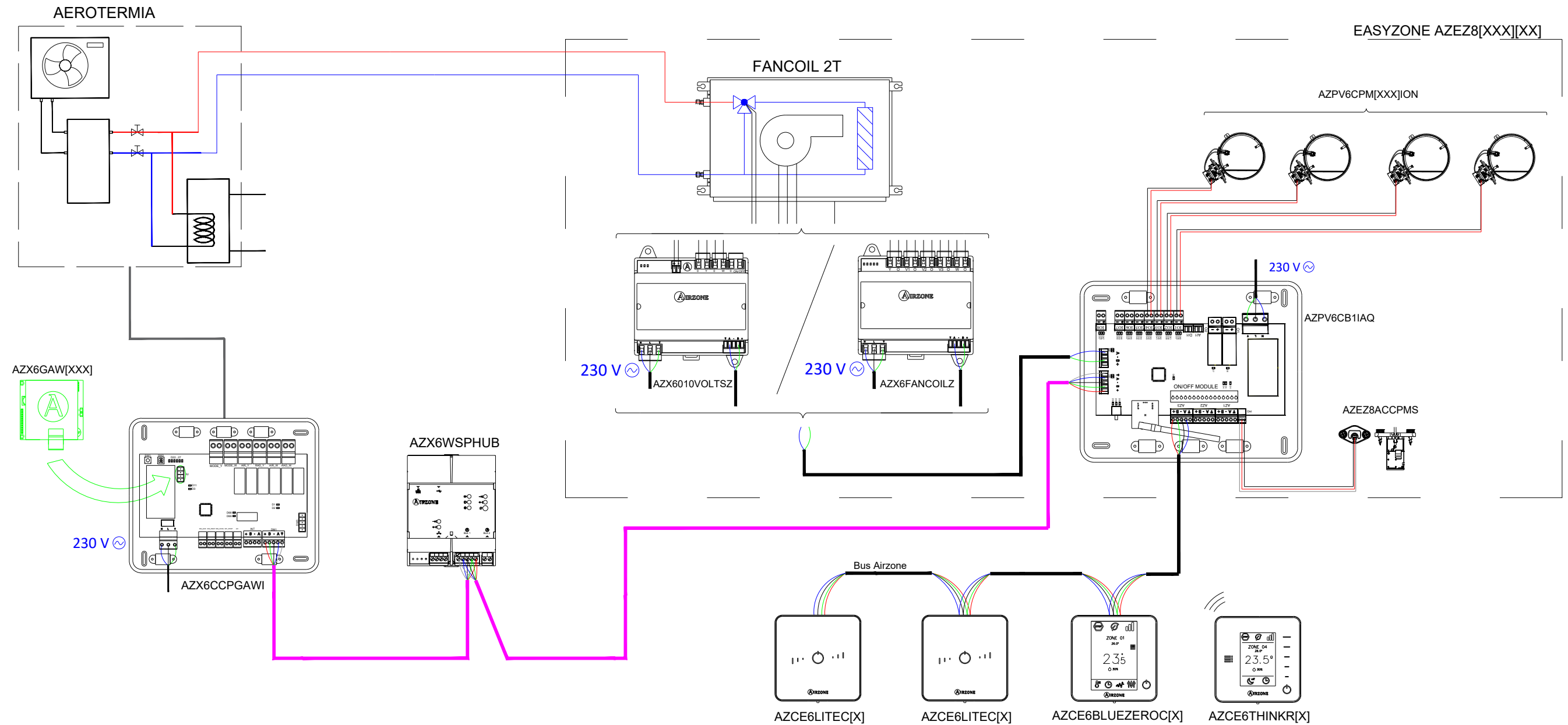
DATE : 2021

TITRE : VENTILO-CONVECTEUR AVEC PLENUM MOTORISÉ

CONTACT: Mail : projets@airzonefrance.fr Téléphone : 01 82 88 51 19 Page web : www.airzonecontrol.com

# IMPIANTO A POMPA DI CALORE CON PLENUM MOTORIZZATO CON FANCOIL FINO A 8 ZONE

IT



AZE8[XXX][XX][XX] [Gamma][Taglia][No. di serrande]	SCHEDA CENTRALE EASYZONE - 8 ZONAS
	SENSORE DI PARTICELLE AIRZONE
	SERRANDA MOTORIZZATA CON IONIZZATORE [TAGLIA] AIRZONE
	INTERFACCIA DI COMUNICAZIONE AIRZONE [MARCHIO]
AZCE6BLUEZEROC[X]	TERMOSTATO BLUEFACE ZERO [COLORE] AIRZONE
AZCE6THINK[R][X]	TERMOSTATO THINK [RADIO] [COLORE] AIRZONE
AZCE6LITE[C/R][X]	TERMOSTATO LITE [CAVO/RADIO] [COLORE] AIRZONE
AZX6WSPHUB	WEBSERVER HUB AIRZONE CLOUD DUAL
AZX6010VOLTSZ	INTERFACCIA DI CONTROLLO FANCOIL 0-10V AIRZONE
AZX6FANCOILZ	INTERFACCIA DI CONTROLLO FANCOIL 3 VELOCITÀ AIRZONE
AZX6CCPGAWI	CENTRALE DI CONTROLLO PRODUZIONE IDRONICA AIRZONE
AZX6GAW[XXX]	INTERFACCIA IDRONICA [MARCHIO] AIRZONE

# AIRZONE

PIANO SCHEMA D'INSTALLAZIONE

PIANO  
2/2

DISEGNATO DA : UFFICIO PROGETTI ALTRA CORPORACIÓN

DATA : 2021

TITOLO : IMPIANTO A POMPA DI CALORE CON PLENUM MOTORIZZATO CON FANCOIL FINO A 8 ZONE

CONTATTO: progetti@airzoneitalia.it Telefono: 02568 14759 www.airzoneitalia.it