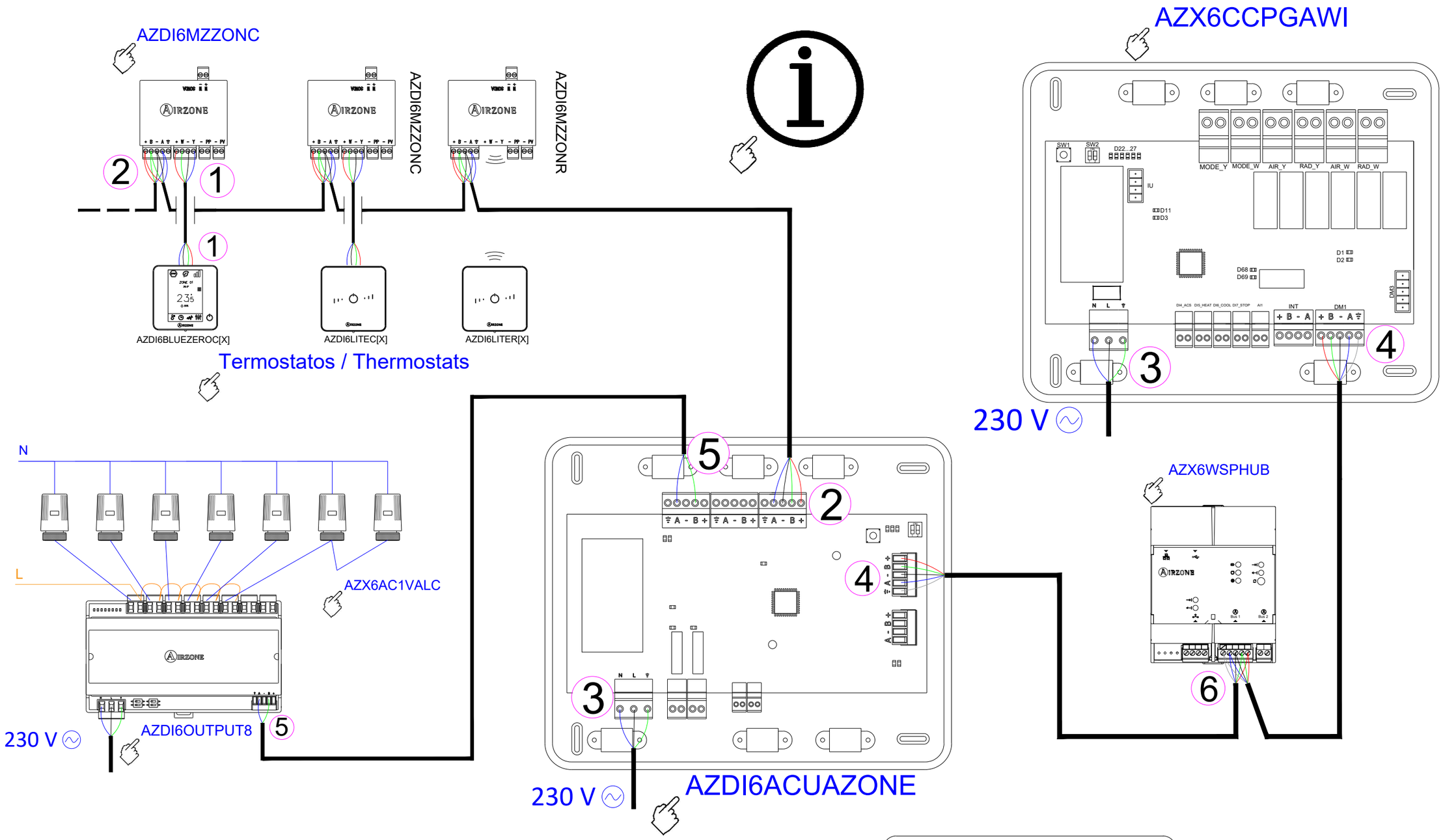

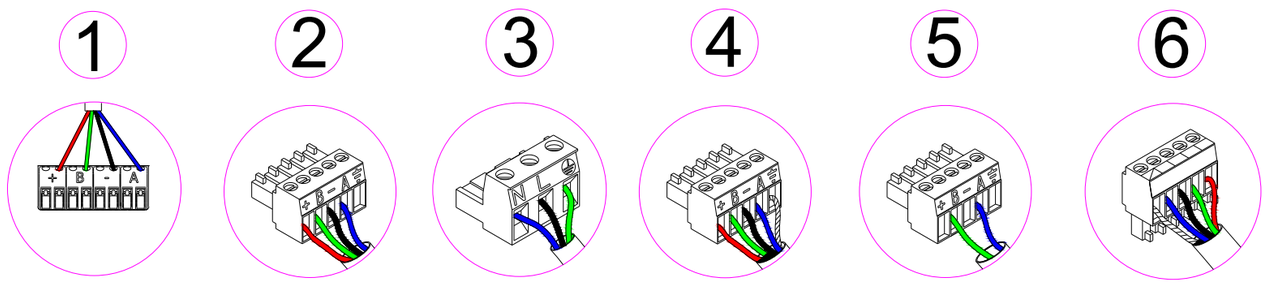

N Neutro I Neutral I Neutro I Neutre I Neutro

L Fase I Phase I Fase I Phase I Fase

Tierra I Ground I Terra I Terre I Terra

A Azul I Blue I Azul I Bleu I Blu

– Negro I Black I Negro I Noir I Nero

B Verde I Green I Verde I Vert I Verde

+ Rojo I Red I Vermelho I Rouge I Rosso

AIRZONE

PLAN	DETAIL DIAGRAM	PLAN 1/2

DATE : 2021

EQUIPO HIDRÓNICO CON ELEMENTO RADIANTE EN MODO CALOR Y FRÍO HASTA 32 ZONAS

ES

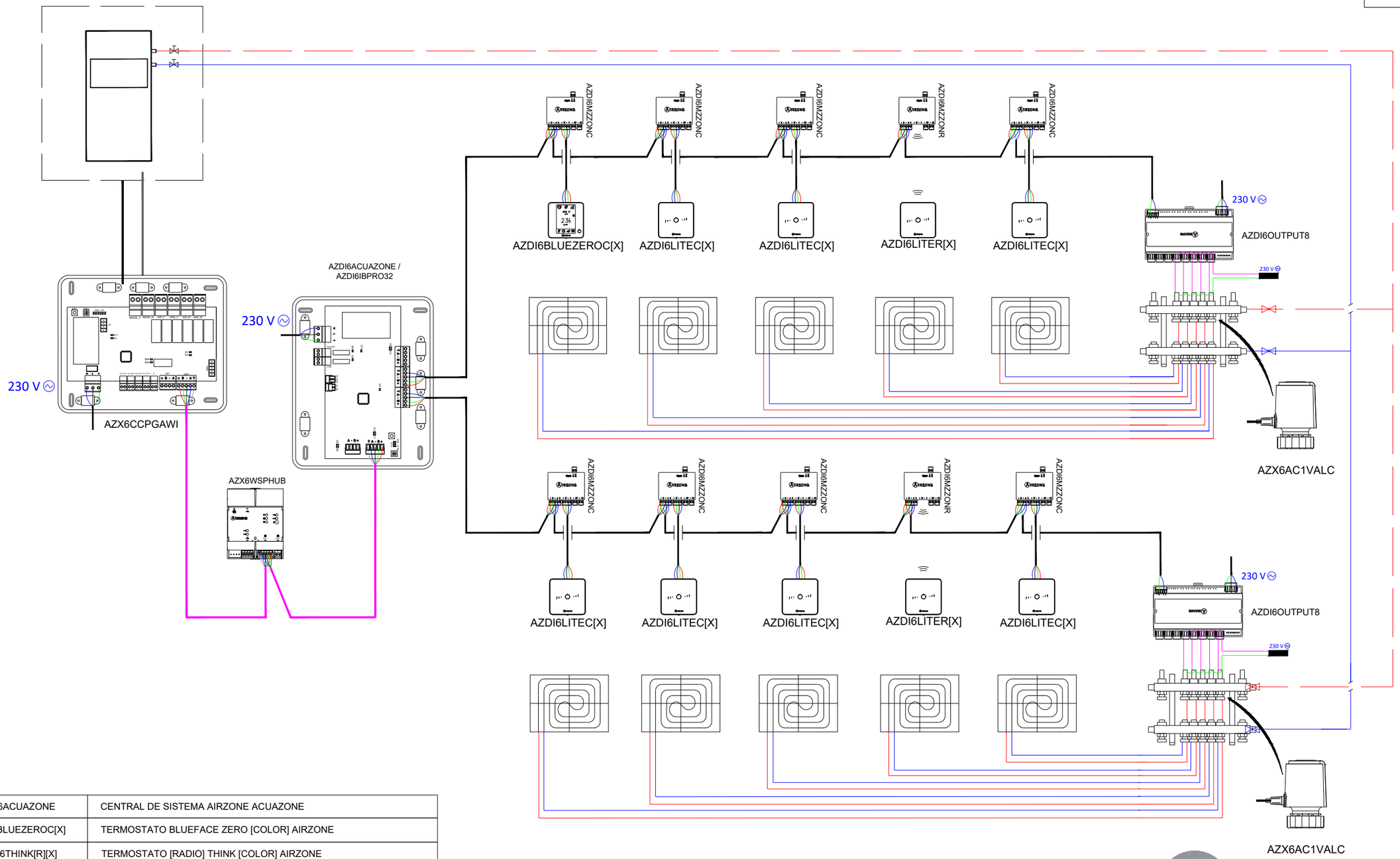

AZDI6ACUAZONE	CENTRAL DE SISTEMA AIRZONE ACUAZONE
AZCE6BLUEZEROC[X]	TERMOSTATO BLUEFACE ZERO [COLOR] AIRZONE
AZCE6THINK[R][X]	TERMOSTATO [RADIO] THINK [COLOR] AIRZONE
AZCE6LITE[C/R][X]	TERMOSTATO [CABLE/RADIO] LITE [COLOR] AIRZONE
AZDI6MZZON[C/R]	MÓDULO DE ZONA MOTOR [CABLE/RADIO] AIRZONE
AZX6CCPGAWI	CENTRAL DE CONTROL DE PRODUCCIÓN AIRZONE
AZX6WSPHUB	WEBSERVER HUB AIRZONE CLOUD DUAL
AZDI6OUTPUT8	MÓDULO DE CONTROL DE ELEMENTOS RADIANTES AIRZONE
AZX6AC1VALC	CABEZAL TERMOSTÁTICO CABLEADO AIRZONE VALC

AIRZONE

PLANO ESQUEMA DE INSTALACIÓN	PLANO 2/2

REALIZADOR : DEPARTAMENTO DE PROYECTOS ALTRA CORPORACIÓN

FECHA : 2021

TÍTULO : EQUIPO HIDRÓNICO CON ELEMENTO RADIANTE EN MODO FRÍO/CALOR HASTA 32 ZONAS

CONTACTO: gabinete.tecnico@airzone.es Teléfono: 900 400 445 www.airzonecontrol.com

UNIDADE HIDRÔNICA COM ELEMENTO RADIANTE MODO CALOR E FRIO ATÉ 32 ZONAS

PT

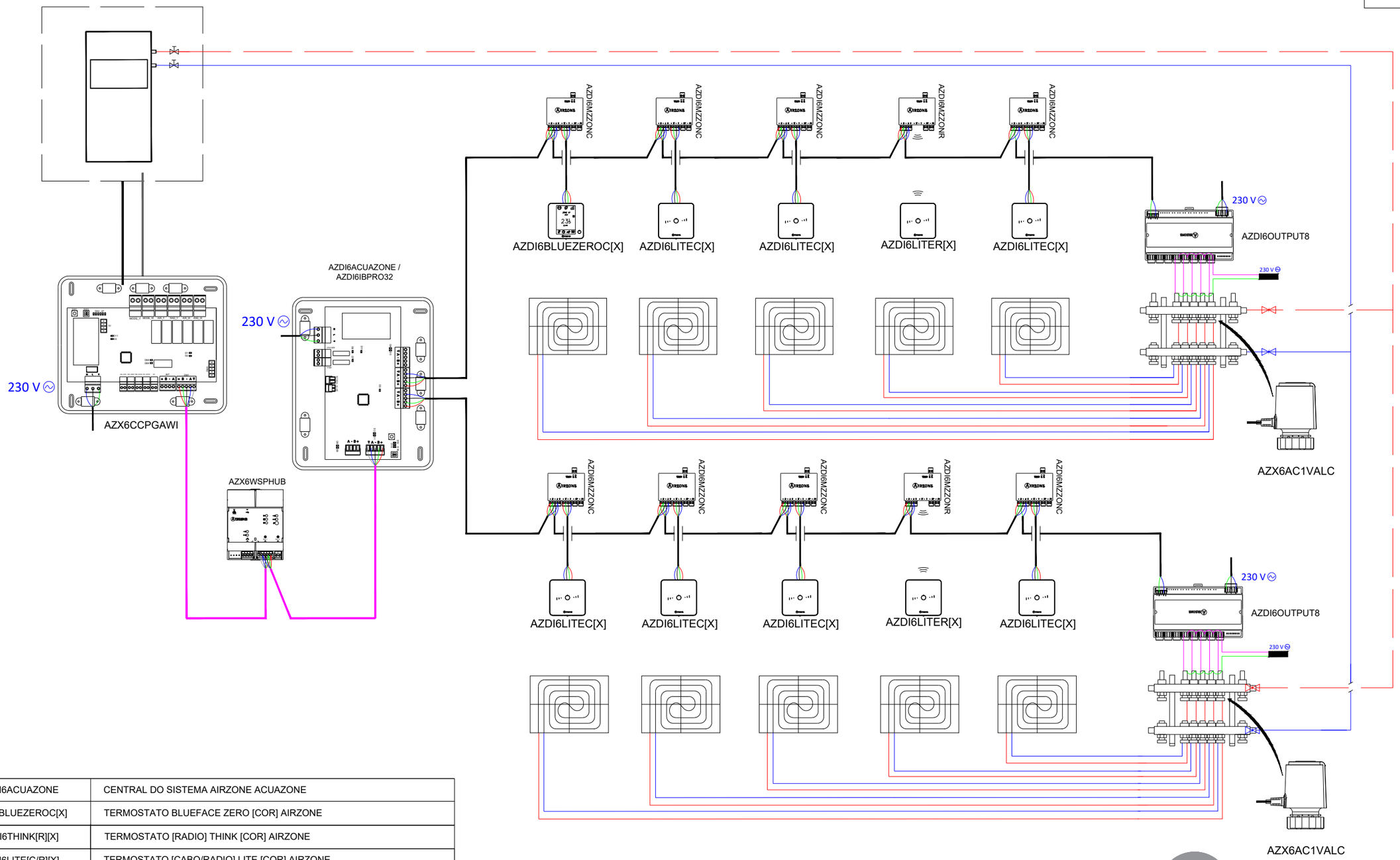

AZDI6ACUAZONE	CENTRAL DO SISTEMA AIRZONE ACUAZONE
AZDI6BLUEZEROC[X]	TERMOSTATO BLUEFACE ZERO [COR] AIRZONE
AZDI6THINK[R][X]	TERMOSTATO [RADIO] THINK [COR] AIRZONE
AZDI6LITE[C/R][X]	TERMOSTATO [CABO/RADIO] LITE [COR] AIRZONE
AZDI6MZZON[C/R]	MÓDULO DE ZONA MOTOR [CABO/RADIO] AIRZONE
AZX6CCPGAWI	CENTRAL DE CONTROLO DE PRODUÇÃO AIRZONE
AZX6WSPHUB	WEBSERVER HUB AIRZONE CLOUD DUAL
AZDI6OUTPUT8	MÓDULO DE CONTROLO DE ELEMENTOS RADIANTES AIRZONE
AZX6AC1VALC	CABEÇA TERMOSTÁTICA POR CABO AIRZONE VALC

AIRZONE

PLANO ESQUEMA DE INSTALAÇÃO

PLANO 2/2

AUTOR : DEPARTAMENTO DE PROJETOS ALTRA CORPORACIÓN

DATA : 2021

TÍTULO : UNIDADE HIDRÔNICA COM ELEMENTO RADIANTE MODO CALOR E FRIO ATÉ 32 ZONAS

CONTATO: info@airzone.pt Teléfone: 800 500 858 www.airzone.pt

HYDRONIC PRODUCTION WITH RADIANT HEATING/COOLING MODE. UP TO 32 ZONES

EN

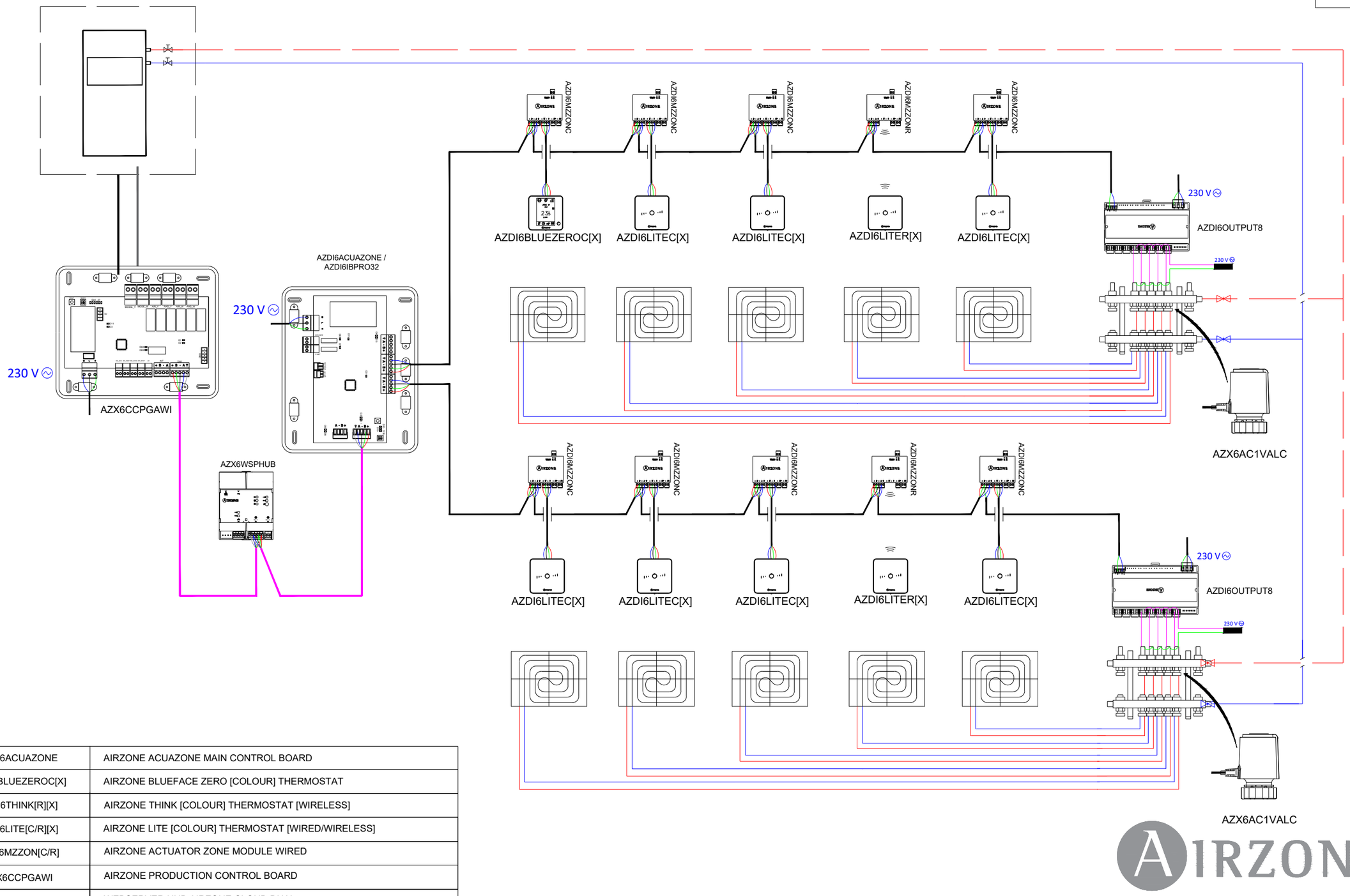

AZDI6ACUAZONE	AIRZONE ACUAZONE MAIN CONTROL BOARD
AZDI6BLUEZEROC[X]	AIRZONE BLUEFACE ZERO [COLOUR] THERMOSTAT
AZDI6THINK[R][X]	AIRZONE THINK [COLOUR] THERMOSTAT [WIRELESS]
AZDI6LITE[C/R][X]	AIRZONE LITE [COLOUR] THERMOSTAT [WIRED/WIRELESS]
AZDI6MZZON[C/R]	AIRZONE ACTUATOR ZONE MODULE WIRED
AZX6CCPGAWI	AIRZONE PRODUCTION CONTROL BOARD
AZX6WSPHUB	WEBSERVER HUB AIRZONE CLOUD DUAL
AZDI6OUTPUT8	AIRZONE CONTROL MODULE OF RADIANT ELEMENTS
AZX6AC1VALC	AIRZONE WIRED THERMOSTATIC VALVE ACTUATOR VALC

AIRZONE

PLAN WIRING DIAGRAM	PLAN 2/2

DEVELOPER : PROJECT DEPARTMENT AIRZONE

DATE : 2021

FILE : HYDRONIC PRODUCTION WITH RADIANT HEATING/COOLING MODE. UP TO 32 ZONES

CONTACT: projects@airzonecontrol.com Teléfono: 900 400 445 www.airzonecontrol.com

CONTRÔLE D'ELEMENTS RAYONNANTS (CHAUD-FROID) JUSQU'À 32 ZONES (INNOBUS PRO 32)

FR

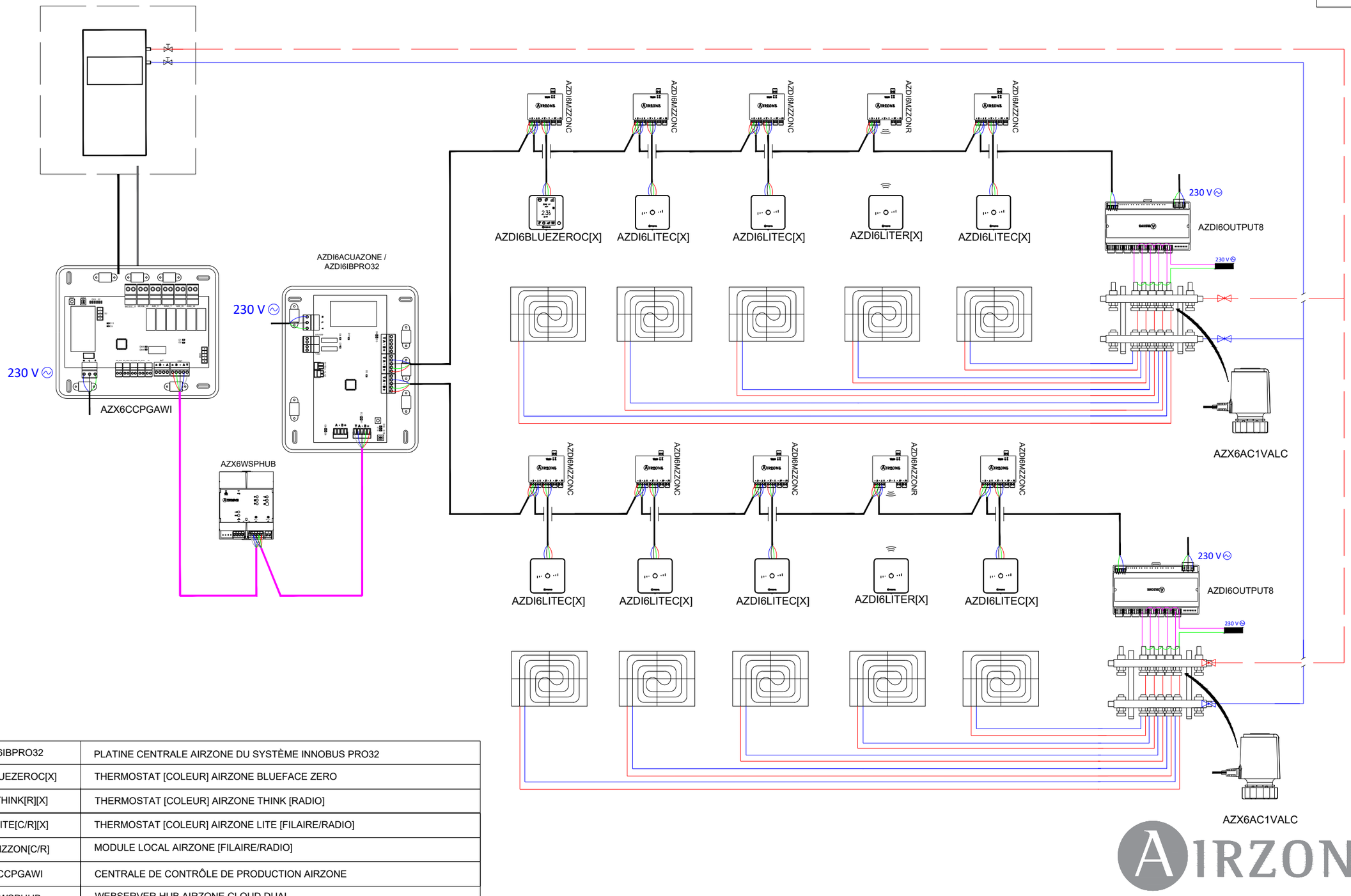

AZDI6IBPRO32	PLATINE CENTRALE AIRZONE DU SYSTÈME INNOBUS PRO32
AZDI6BLUEZEROC[X]	THERMOSTAT [COLEUR] AIRZONE BLUEFACE ZERO
AZDI6THINK[R][X]	THERMOSTAT [COLEUR] AIRZONE THINK [RADIO]
AZDI6LITE[C/R][X]	THERMOSTAT [COLEUR] AIRZONE LITE [FILAIRE/RADIO]
AZDI6MZZON[C/R]	MODULE LOCAL AIRZONE [FILAIRE/RADIO]
AZX6CCPGAWI	CENTRALE DE CONTRÔLE DE PRODUCTION AIRZONE
AZX6WSPHUB	WEBSERVER HUB AIRZONE CLOUD DUAL
AZDI6OUTPUT8	MODULE DE CONTRÔLE AIRZONE D'ÉLÉMENTES RAYONNANTS
AZX6AC1VALC	MOTEUR ÉLECTROTHERMIQUE FILAIRE AIRZONE VALC

AIRZONE

PLAN	SCHÉMA D'INSTALLATION	PLAN 2/2

DESSINATEUR : DÉPARTEMENT PROJETS AIRZONE

DATE : 2021

TITRE : CONTRÔLE D'ELEMENTS RAYONNANTS (CHAUD-FROID) JUSQU'À 32 ZONES

CONTACT: projets@airzonefrance.fr Téléphone: 01 82 88 51 49 www.airzonecontrol.com

IMPIANTO AD ACQUA CON RISCALDAMENTO E REFRESCAMENTO A PAVIMENTO FINO A 32 ZONE

IT

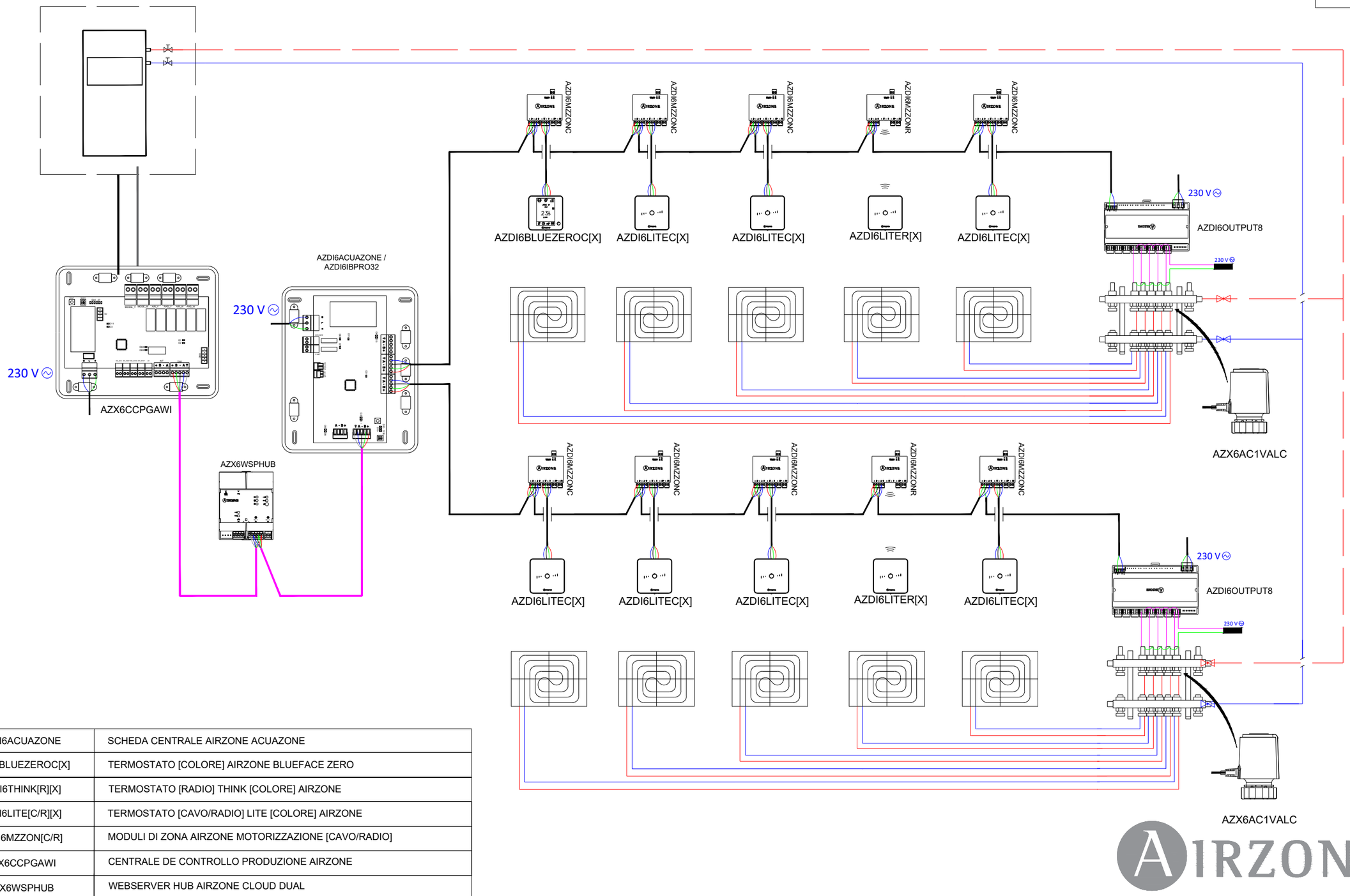

AZDI6ACUAZONE	SCHEDA CENTRALE AIRZONE ACUAZONE
AZDI6BLUEZEROC[X]	TERMOSTATO [COLORE] AIRZONE BLUEFACE ZERO
AZDI6THINK[R][X]	TERMOSTATO [RADIO] THINK [COLORE] AIRZONE
AZDI6LITE[C/R][X]	TERMOSTATO [CAVO/RADIO] LITE [COLORE] AIRZONE
AZDI6MZZON[C/R]	MODULI DI ZONA AIRZONE MOTORIZZAZIONE [CAVO/RADIO]
AZX6CCPGAWI	CENTRALE DE CONTROLLO PRODUZIONE AIRZONE
AZX6WSPHUB	WEBSERVER HUB AIRZONE CLOUD DUAL
AZDI6OUTPUT8	SCHEDA CONTROLLO RISCALDAMENTO AIRZONE
AZX6AC1VALC	TESTINE ELETTROTERMICHE CABLATA AIRZONE VALC

AIRZONE

PIANO	SCHEMA D'INSTALLAZIONE	PIANO 2/2

DISEGNATO DA : UFFICIO PROGETTI ALTRA CORPORACIÓN

DATA : 2021

TITOLO : IMPIANTO AD ACQUA CON RISCALDAMENTO E REFRESCAMENTO A PAVIMENTO FINO A 32 ZONE

CONTATTO: progetti@airzoneitalia.it Telefono: 02568 14756 www.airzoneitalia.it